

Total National Membership June 2023

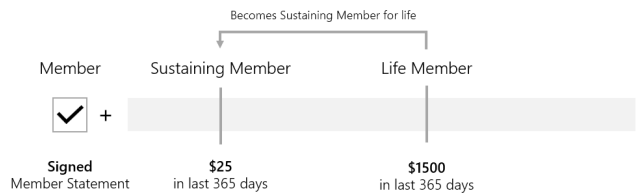
Month	Dec 2022	Jan 2023	Feb 2023	Mar 2023	Apr 2023	May 2023	Jun 2023	MoM Change
Total Membership	233,853	234,192	234,382	234,559	234,595	234,532	244,043	4.1%
Sustaining Members	16,988	16,507	16,308	15,954	15,539	15,060	14,080	-6.5%
Life Members	3,210	3,211	3,212	3,216	3,234	3,234	3242	+8

National Sustaining Members by State June 2023

State	May	June	MoM Change	Top 10	California	Texas	Florida	Pennsylvania	Ohio
Alabama	201	184	-8.5%						
Alaska	58	56	-3.4%		1337	1113	779	600	592
Arizona	373	346	-7.2%						
Arkansas	102	97	-4.9%						
California	1417	1337	-5.6%						
Colorado	505	482	-4.6%						
Connecticut	169	152	-10.1%						
Delaware	69	64	-7.2%						
District of Columbia	23	20	-13.0%						
Florida	835	779	-6.7%						
Georgia	466	440	-5.6%						
Hawaii	53	52	-1.9%						
Idaho	125	110	-12.0%						
Illinois	496	458	-7.7%						
Indiana	513	485	-5.5%						
Iowa	127	122	-3.9%						
Kansas	138	129	-6.5%						
Kentucky	183	176	-3.8%						
Louisiana	150	141	-6.0%						
Maine	79	76	-3.8%						
Maryland	284	260	-8.5%						
Massachusetts	288	270	-6.3%						
Michigan	473	455	-3.8%						
Minnesota	253	239	-5.5%						
Mississippi	102	94	-7.8%						
Missouri	284	269	-5.3%						
Montana	67	64	-4.5%						
Nebraska	88	85	-3.4%						
Nevada	189	175	-7.4%						
New Hampshire	217	193	-11.1%						
New Jersey	331	308	-6.9%						
New Mexico	119	110	-7.6%						
New York	616	570	-7.5%						
North Carolina	389	359	-7.7%						
North Dakota	30	29	-3.3%						
Ohio	630	592	-6.0%						
Oklahoma	135	128	-5.2%						
Oregon	186	172	-7.5%						
Pennsylvania	653	600	-8.1%						
Rhode Island	34	32	-5.9%						
South Carolina	239	215	-10.0%						
South Dakota	50	46	-8.0%						
Tennessee	350	329	-6.0%						
Texas	1177	1113	-5.4%						
Utah	159	150	-5.7%						
Vermont	39	38	-2.6%						
Virginia	601	563	-6.3%						
Washington	482	444	-7.9%						
West Virginia	89	85	-4.5%						
Wisconsin	274	250	-8.8%						
Wyoming	59	51	-13.6%						
Other	91	86	-5.5%						


State	May	June	MoM Change	Next 5	Michigan	Washington	Georgia	North Carolina	Arizona
Michigan	473	455	-3.8%						
Washington	482	444	-7.9%						
Georgia	466	440	-5.6%						
North Carolina	389	359	-7.7%						
Arizona	373	346	-7.2%						

Core membership structure as defined in our Bylaws

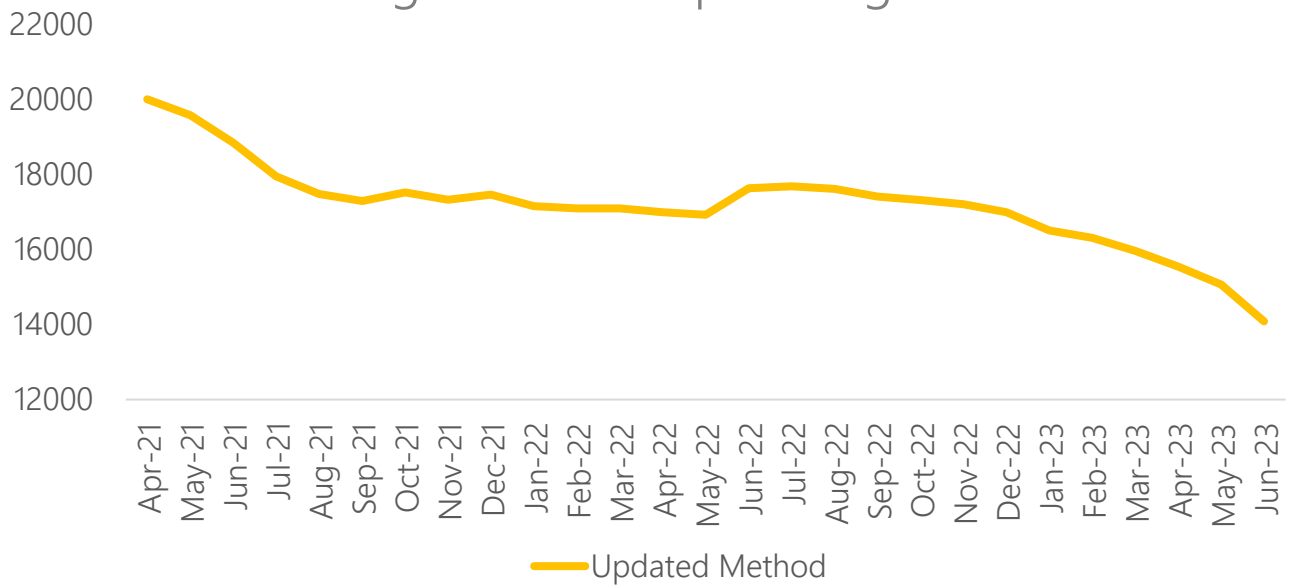


Members must also be living, we exclude cancellations, and only donations apply (not Store or Convention purchases)

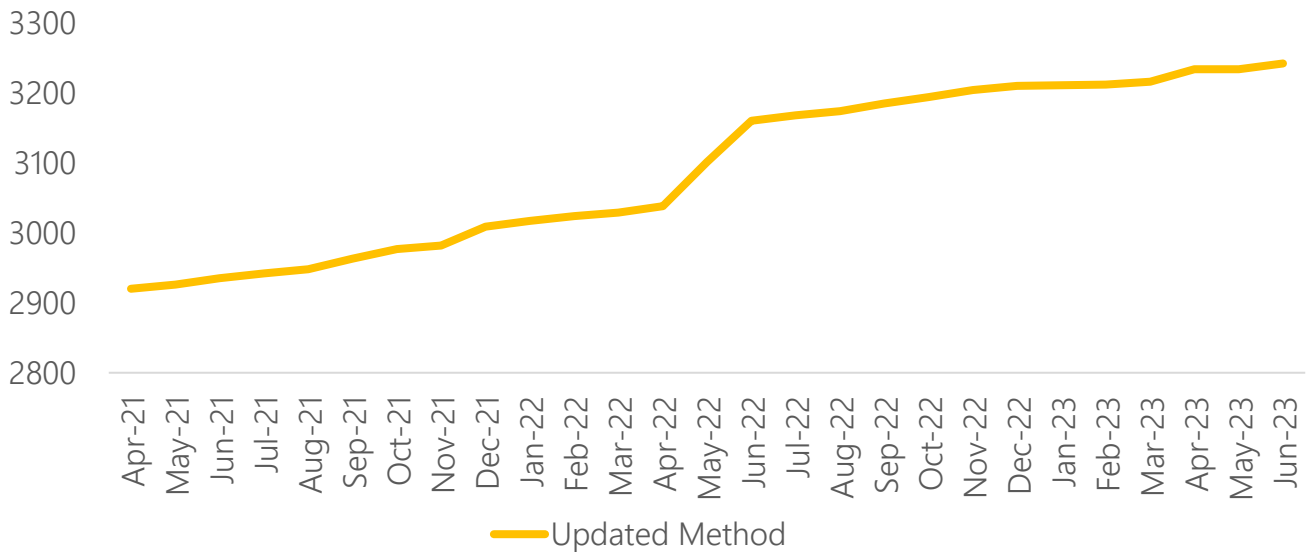
Total Membership through June 2023



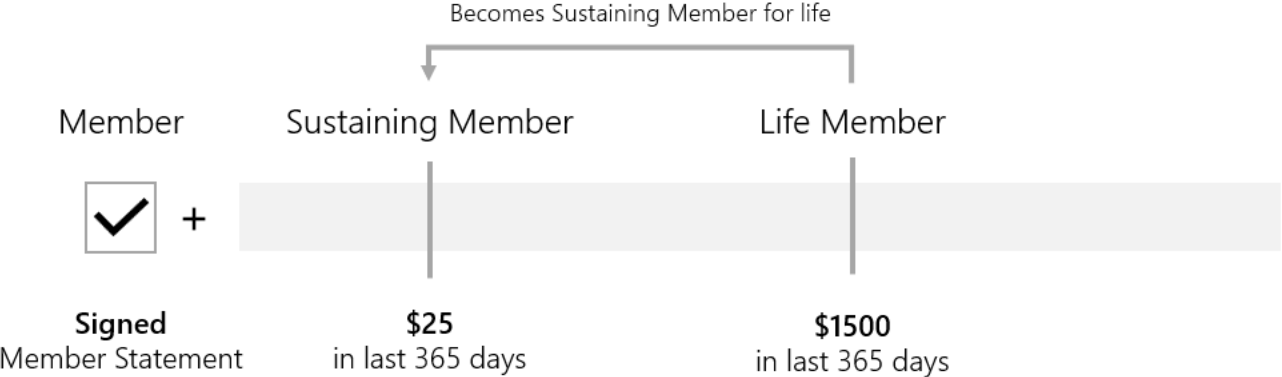
Sustaining Membership through June 2023



Life Membership through June 2023



Core membership structure as defined in our Bylaws



Members must also be living, we exclude cancellations, and only donations apply (not Store or Convention purchases)